

Rockpooling

Don't forget our beach rules:

- **Check** the tide before you go.
- **Take** an adult .
- **Take** only pictures / **Leave** only footprints
- **Don't** pick up anything that looks yucky or dangerous
- **Wash** your hands
- **Have** fun!

How to go rock pooling








You need to **get stuck in** to have the best chance of spotting something!
Look under rocks - carefully roll small rocks to see if there's anything living underneath and then make sure you roll them back.
Inspect the seaweed as it's a great home for many creatures.
Be sure to return them once you've observed them.

Nets **aren't recommended** when rock pooling as most of the creatures are small and get stuck in the net which can seriously harm them.

Watch your step: the rocks, seaweed and algae can be slippery.

Make sure you **check the tide** and keep an eye on it if coming in.

These creatures are regularly found in South Wales rock pools

Crabs 	Hermit crab 	Shrimps/prawns 	Blemmy/Goby 
Periwinkle 	Top shell 	Dog Whelk 	Anemone 
Barnacle 	Limpet 	Mussel 	Chiton 

Be kind to the animals

Handle them carefully

Limpets and anemones stick to the rock, please don't pull them off

Crabs like their own space - ONE at a time in a bucket or they get cross